

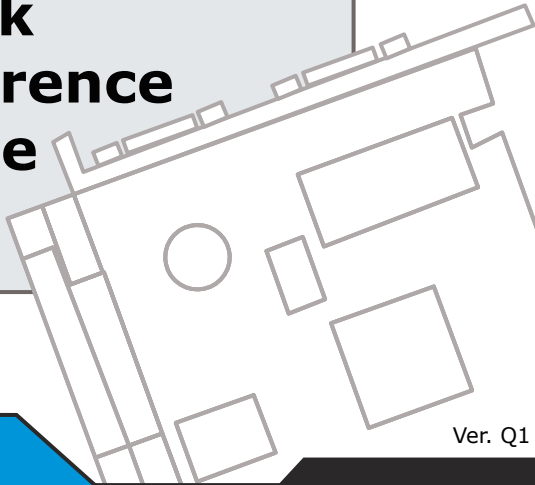
Packing Checklist

If you discover any item below are damaged or lost, please contact your vendor immediately.

- BK-0940 x 1
- This Quick Reference Guide x 1
- Manual/Driver CD x 1
- Jumper (2.0 mm) x 6
- SATA Cable (460 mm) x 1
- I/O Shield x 1

BK-0940

Quick Reference Guide



Ver. Q1

All Rights Reserved. Copyright 2015

Jumper Setting

JPCOM3 RI & Voltage Selection

2 1	5 6	2 1	6 5	2 1	6 5
RI (default)		5V		12V	

COM2 RS-485 Selection

1	1
Normal (default)	Auto

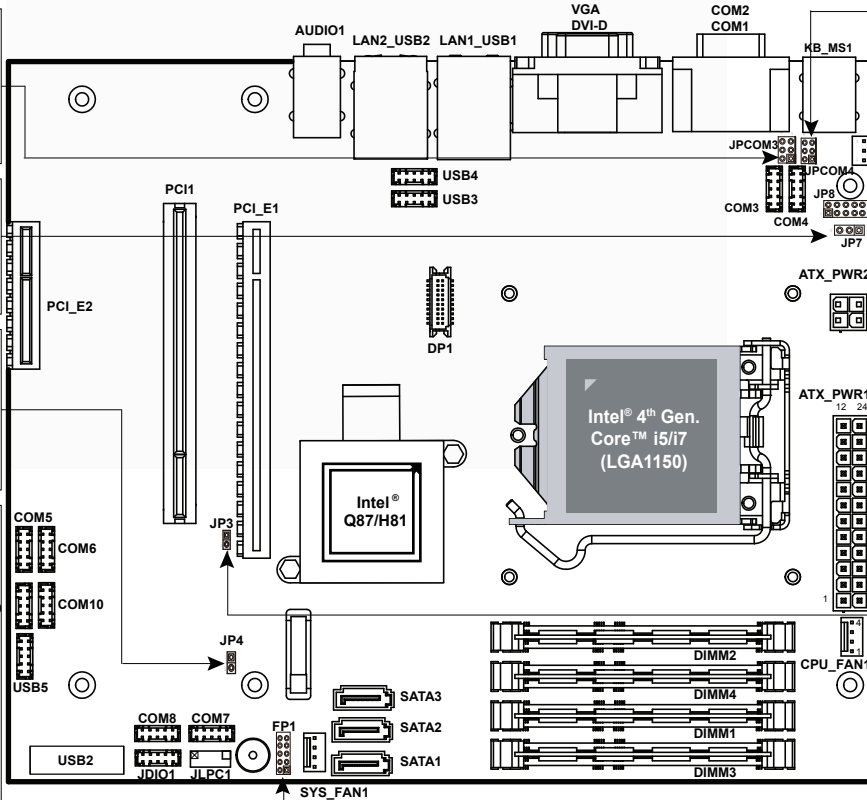
Clear CMOS Data Selection

1	1
Normal (default)	Clear CMOS

Front Panel Selection

3 1	12 11	COM9
2 4	2 1	
5 7	12 11	COM10
9 11	10 8	

HDD LED, Power LED, Reset Button, Power Button, External Speaker



JPCOM4 RI & Voltage Selection

6 2	5 1	6 2	5 1	6 2	5 1
RI (default)		5V		12V	

COM2 RS-232/422/485 Selection

2 1	10 9	2 1	10 9
RS232 (default)		RS422	
RS485			

Intel® ME Selection

1	1
Normal (default)	ME Disabled


CAUTION! Danger of explosion if the battery is replaced wrong. Replace only with the same or equivalent type recommended by the manufacturer. Dispose of used batteries according to the manufacturer's instructions.

Note that DIMM1, DIMM2, USB2, PCI_E2 connectors are only available for Intel Q87 chipset.

BK-0940

Flex-ATX Motherboard with Intel® Core™ i5/i7 Processor

Front View



I/O View

