


SE-8124

Quick Reference Guide



Ver. Q2

All Rights Reserved. Copyright 2022

Packing Checklist

If you discover any item below damaged or lost, please contact your vendor.

- | | |
|--|-----|
| <input checked="" type="checkbox"/> SE-8124 | x 1 |
| <input checked="" type="checkbox"/> Driver/Manual DV | x 1 |
| <input checked="" type="checkbox"/> This Quick Reference Guide | x 1 |
| <input checked="" type="checkbox"/> DVI to D-Sub Connector | x 1 |
| <input checked="" type="checkbox"/> Mini Jumper (2 mm) | x 6 |
| <input checked="" type="checkbox"/> Power Cable (DC-in 140 mm) | x 1 |

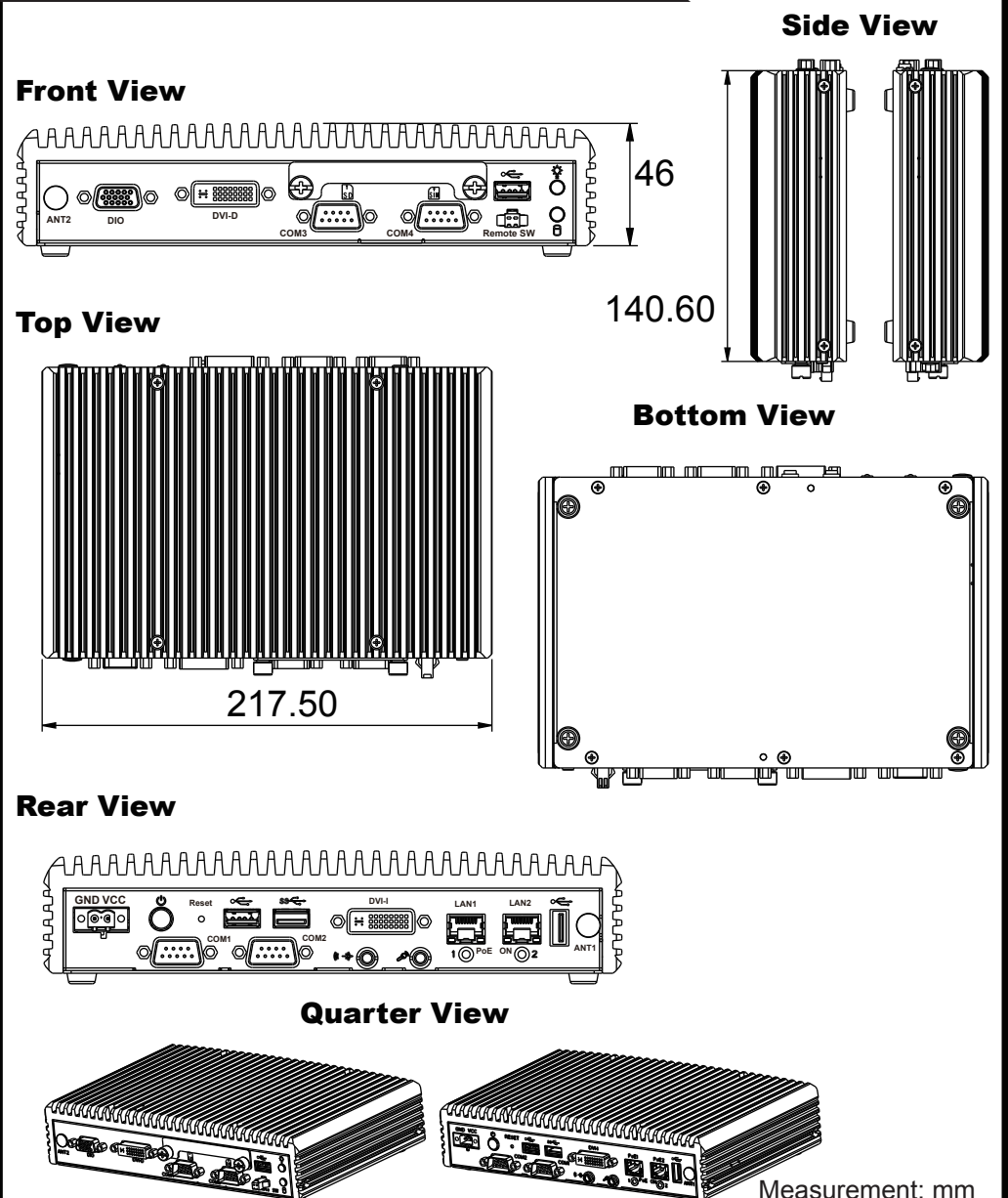
SE-8124

Specifications

System	
CPU Support	Intel® J1900/E3845 CPU
Chipset	Intel® SOC
Memory Support	1 x DDR3L SO-DIMM Socket (up to 8 GB)
Drive Bay	1 x 2.5 inch SATA HDD or SSD driver space
Power Requirement	12~24V DC-in
Watchdog	1~255s Watchdog
Expansion Slot	1 x full-sized miniPCIe (PCIe+USB+external SIM card), 1 x half-sized miniPCIe (PCIe+USB)
System Weight	2.5 kg
Dimension (WxHxD)	217.5 x 46 x 148 mm (8.56" x 1.77" x 5.83")
Certificate	FCC/CE
OS	Win7/ Win8.1/ WES7/ WE 8.1 Industry Pro
I/O Ports	
Serial Port	COM3/4 for RS232 (front), COM1/2 for +5V/+12V/RI selectable by jumper, RS232/422/485 selectable under BIOS
Digital I/O	4-in/4-out (front)
USB	1 x USB 2.0 port (front), 2 x USB 2.0, 1 x USB 3.0 (rear)
SIM card	1 x SIM card slot with cover
DVI	1 x DVI-D (front), 1 x DVI-I (rear)
SD	1 x SD Card with cover
Audio	Realtek high definition audio, 1x Line Out & 1x Mic In audio jack by pin header
LAN	2 x RJ45 connector with PoE support Wake on LAN/ PXE
Power ON/OFF	1x power button switch (rear), 1x 2pin connector for remote power button (front)
Reset	1x reset (rear)
Environment	
Operating Temp. (with air)	0~45°C (32~113°F) w/ ST SSD, 0~40°C (32~104°F) w/ HDD. -30~60°C(-22~140°F) w/ wide temp. peripherals w/o PoE (w/o Audio) (E3845 only) -30~55°C(-22~131°F) w/ wide temp. peripherals w/ PoE (w/o Audio) (E3845 only)
Storage Temp.	-30 ~ 80°C (-22~ 176°F)
Humidity	Operating: 10 ~ 90%, Storage: 10~95%RH

SE-8124

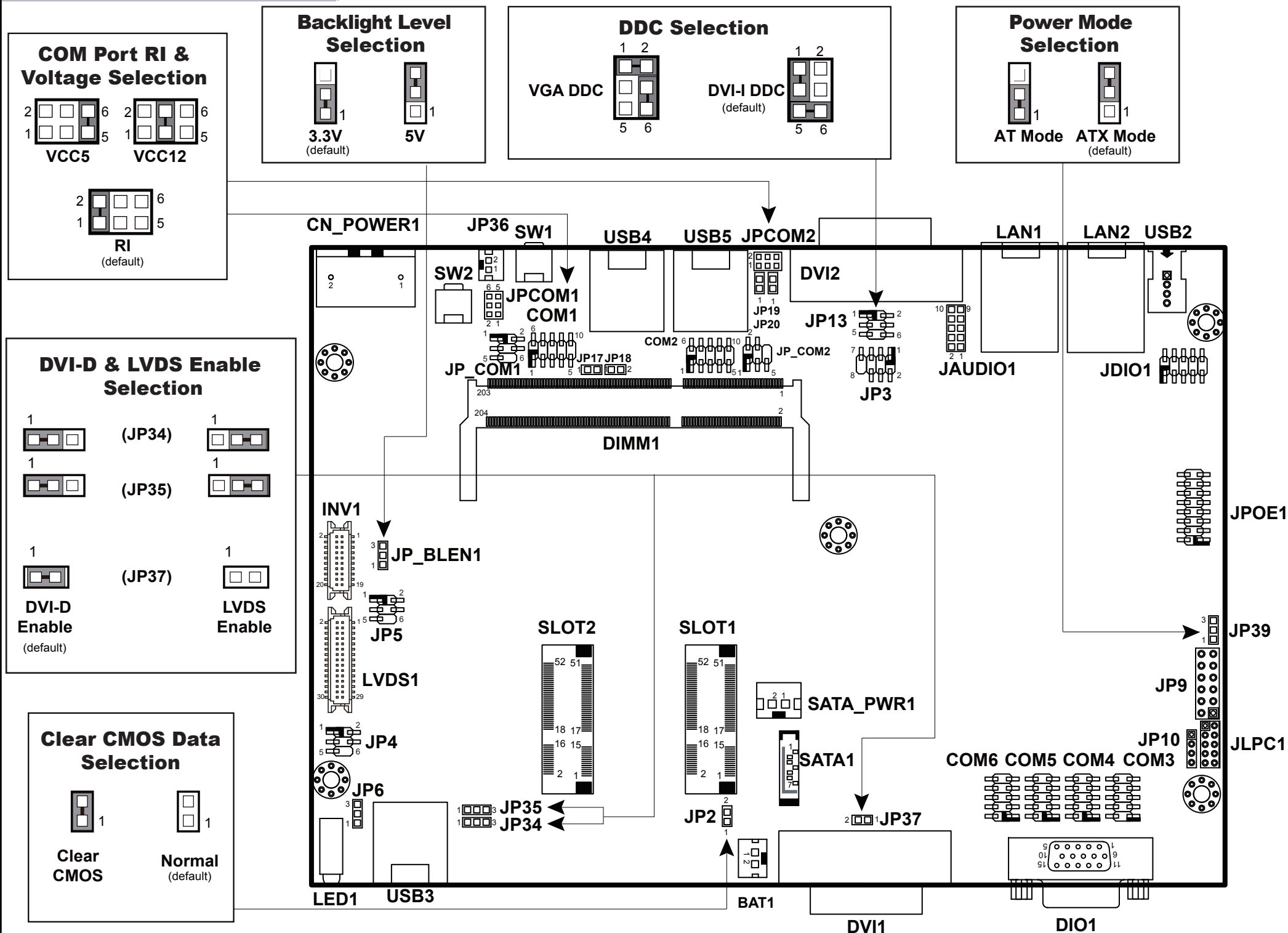
System View



SE-8124

Slim and Fanless Intel® E3845 / J1900 processor Embedded PC

Jumper Setting



Note 1: Please set JP13 to VGA DDC if connecting VGA & DVI-D as dual display.

Safety Precaution

Following messages are safety reminders on how to protect your system from damages, and thus help you lengthen the life cycle of the system.

1. Check the Line Voltage
 - The operating voltage for the power supply should cover the range of DC-in 12~24V, otherwise, the system may be damaged.
2. Environmental Conditions
 - Place your SE-8124 on a sturdy, level surface. Be sure to allow enough room on each side to have easy access.
 - Avoid moving the system rapidly from a hot place to a cold place or vice versa because condensation may come from inside of the system.
 - Place SE-8124 against strong vibrations, which may cause hard disk failure.
3. Handling
 - Do not turn the system upside down. This may cause the hard drive to mal-function.

4. Good Care
 - Do not allow foreign objects to fall into this product.
 - If water or other liquid spills into this product, unplug the power cord immediately.
 - When the outside of the case is stained, remove the stain with neutral washing agent with a dry cloth.
 - If dust has been accumulated on the outside, remove it by using a special made vacuum cleaner for computer.

CAUTION! Danger of explosion if battery is incorrectly replaced. Replace only with the same or equivalent type recommended by the manufacturer. Dispose of used batteries according to the manufacturer's instructions.

WARNING! Some internal parts of the system may have high electrical voltage. Therefore we strongly recommend qualified engineers open and disassemble the system. RESTRICTED ACCESS LOCATION: access can only be gained by SERVICE PERSONS or by USERS who have been instructed about the reasons for the restrictions applied to the location and about any precautions that shall be taken; and access is through the use of a TOOL or lock and key, or other means of security, and is controlled by the authority responsible for the location